



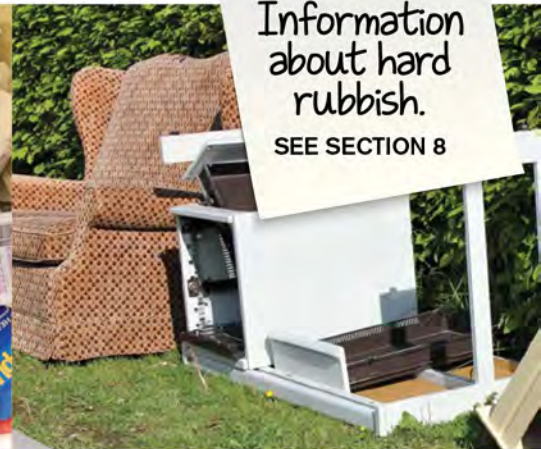
Place food
scraps in the
green bin.

SEE SECTION 7



What to
put in your
recycling bin.

SEE SECTION 5



Information
about hard
rubbish.

SEE SECTION 8

SECTION 1 - BIN COLLECTIONS

SECTION 2 - BIN COLLECTION MAP

SECTION 3 - COLLECTION DAY CALENDAR 2018-2019

SECTION 4 - WASTE BIN

SECTION 5 - RECYCLING BIN

SECTION 6 - GREEN ORGANICS BIN

SECTION 7 - FOOD SCRAPS BASKET

SECTION 8 - HARD WASTE COLLECTION


SECTION 9 - COMPACT FLUOROS / E-WASTE / GAS BOTTLES / BATTERIES / HAZARDOUS WASTE

BIN COLLECTIONS

Items placed in the wrong bin are charged back and increase everyone's rates payable by \$100 per tonne.


HOW TO USE THE KERBSIDE COLLECTION SYSTEM

- There should only ever be a maximum of two bins out, per household, on any given collection day
- Put the bins out by 6.00am on the day of pick up and bring them back in within 24 hours of pick up
- Bins are required to be 30cm apart where possible and one metre from surrounding objects (such as poles, trees, cars, etc.) with plenty of clearance from overhead branches
- Don't put the bins behind parked cars
- Place the right material in the right bin
- Ensure your bin is not packed too tightly and the bin lid is closed
- **Bins must not be placed on the road, particularly not in bicycle lanes (fines may occur)**



CORRECT

Bins are 30cm apart lids closed



WRONG

Bins are too close and overfull

BINS MAY NOT BE COLLECTED FOR THE FOLLOWING REASONS

- Excessively contaminated with materials that should not be placed in that bin
- Excessive weight – bins that exceed 60kgs in weight will not be collected

A sticker notifying the reason for non-collection will be placed on the bin to enable you to rectify the problem for the next collection.

MISSED, STOLEN & DAMAGED BINS

For missed bins, collections areas, items to be placed in bins, conduct and courtesy of vehicle drivers, theft or damage to bins, missing bins when you move into a new property, new or additional bins and any other waste related enquiries contact Council's Waste Enquiry Line on 1800 283 529.

Please note each bin has a radio-frequency identification (RFID) tag. The RFID tag stores the address of the premise it belongs to. This helps in locating and retrieving stolen and missing bins.

All bins are the property of Council and are required to be left at the property if you relocate.

BIN COLLECTION MAP

COLLECTION WEEK

☐ Organics Week A

If your street is in a white area, your **green organics** collection will occur on your collection day in **Week A** (shown on the **WHITE** calendar. See overleaf).

Your **recycling** bin will be collected on the alternate week

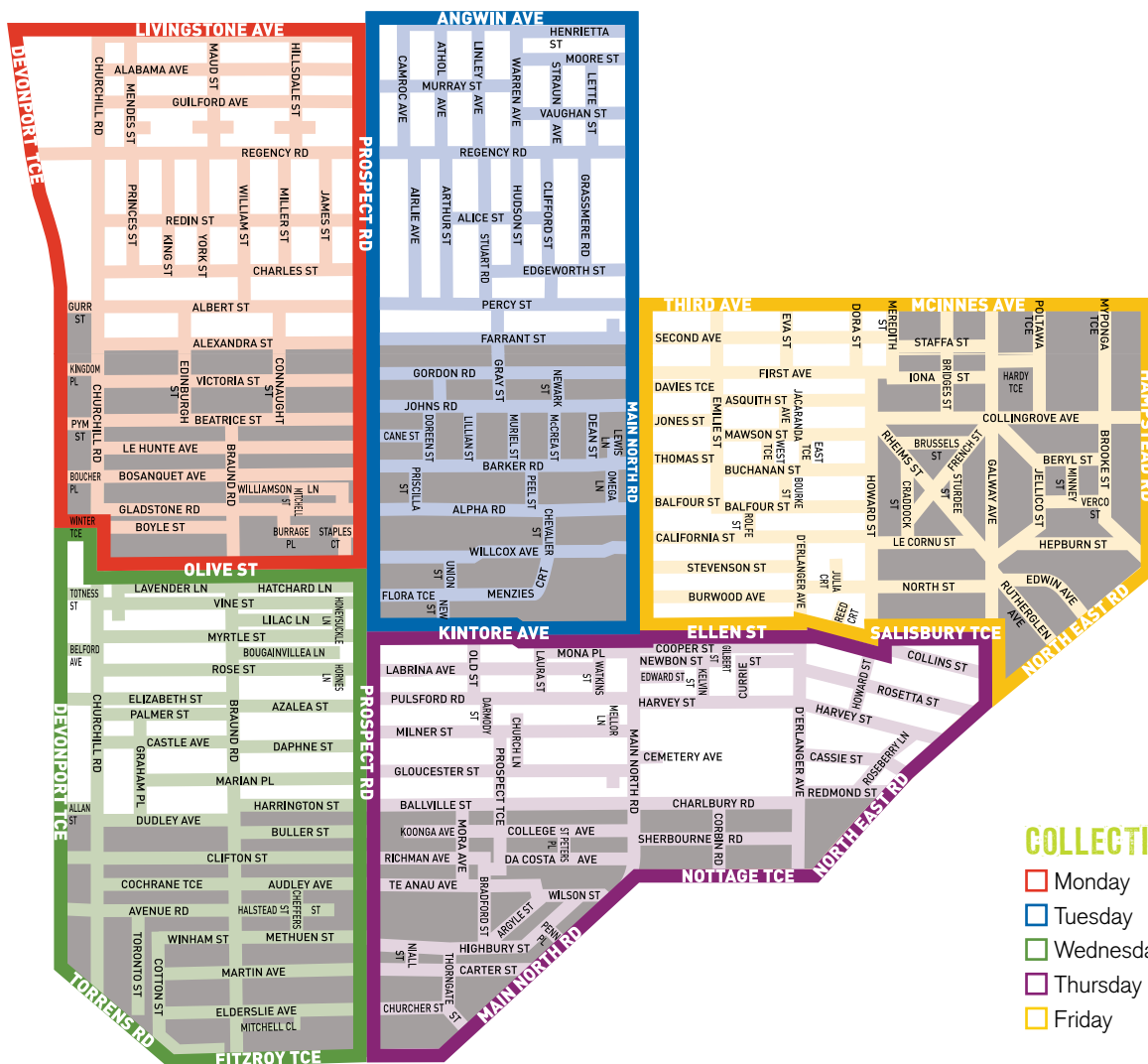
Your **waste** bin may be put out every week.

☐ Organics Week B

If your street is in a grey area your **green organics** collection will occur on your collection day in **Week B** (shown on the **GREY** calendar. See overleaf).

Your **recycling** bin will be collected on the alternate week.

Your **waste** bin may be put out every week.



2018-2019 COLLECTION WEEK A WHITE

On the front of this brochure is a map. If your area is marked in white on the map please use this calendar to determine your alternate green organics and recycling week pickups. Please place bins out by 6am for collection.

CALENDAR KEY

Your organics collection week is marked in green and your recycling collection week is marked in yellow.

- Green organics week (collected fortnightly)
- Recycling week (collected fortnightly)

DELAYED COLLECTION DATES

- There is no collection Christmas Day, New Years Day and Good Friday. Pickup will occur the day after your normal pickup day.

JULY 2018

M	T	W	T	F	S	S
						1
2	3	4	5	6	7	8
9	10	11	12	13	14	15
16	17	18	19	20	21	22
23	24	25	26	27	28	29
30	31					

AUGUST 2018

M	T	W	T	F	S	S
		1	2	3	4	5
6	7	8	9	10	11	12
13	14	15	16	17	18	19
20	21	22	23	24	25	26
27	28	29	30	31		

SEPTEMBER 2018

M	T	W	T	F	S	S
					1	2
3	4	5	6	7	8	9
10	11	12	13	14	15	16
17	18	19	20	21	22	23
24	25	26	27	28	29	30

OCTOBER 2018

M	T	W	T	F	S	S
1	2	3	4	5	6	7
8	9	10	11	12	13	14
15	16	17	18	19	20	21
22	23	24	25	26	27	28
29	30	31				

NOVEMBER 2018

M	T	W	T	F	S	S
			1	2	3	4
5	6	7	8	9	10	11
12	13	14	15	16	17	18
19	20	21	22	23	24	25
26	27	28	29	30		

DECEMBER 2018

M	T	W	T	F	S	S
					1	2
3	4	5	6	7	8	9
10	11	12	13	14	15	16
17	18	19	20	21	22	23
24	25	26	27	28	29	30
31						

JANUARY 2019

M	T	W	T	F	S	S
	1	2	3	4	5	6
7	8	9	10	11	12	13
14	15	16	17	18	19	20
21	22	23	24	25	26	27
28	29	30	31			

FEBRUARY 2019

M	T	W	T	F	S	S
				1	2	3
4	5	6	7	8	9	10
11	12	13	14	15	16	17
18	19	20	21	22	23	24
25	26	27	28			

MARCH 2019

M	T	W	T	F	S	S
				1	2	3
4	5	6	7	8	9	10
11	12	13	14	15	16	17
18	19	20	21	22	23	24
25	26	27	28	29	30	31

APRIL 2019

M	T	W	T	F	S	S
1	2	3	4	5	6	7
8	9	10	11	12	13	14
15	16	17	18	19	20	21
22	23	24	25	26	27	28
29	30					

MAY 2019

M	T	W	T	F	S	S
		1	2	3	4	5
6	7	8	9	10	11	12
13	14	15	16	17	18	19
20	21	22	23	24	25	26
27	28	29	30	31		

JUNE 2019

M	T	W	T	F	S	S
					1	2
3	4	5	6	7	8	9
10	11	12	13	14	15	16
17	18	19	20	21	22	23
24	25	26	27	28	29	30

2018-2019 COLLECTION WEEK B GREY

On the front of this brochure is a map. If your area is marked in grey on the map please use this calendar to determine your alternate green organics and recycling week pickups. Please place bins out by 6am for collection.

CALENDAR KEY

Your organics collection week is marked in green and your recycling collection week is marked in yellow.

- Green organics week (collected fortnightly)
- Recycling week (collected fortnightly)

DELAYED COLLECTION DATES

- There is no collection Christmas Day, New Years Day and Good Friday. Pickup will occur the day after your normal pickup day.

JULY 2018

M	T	W	T	F	S	S
						1
2	3	4	5	6	7	8
9	10	11	12	13	14	15
16	17	18	19	20	21	22
23	24	25	26	27	28	29
30	31					

AUGUST 2018

M	T	W	T	F	S	S
		1	2	3	4	5
6	7	8	9	10	11	12
13	14	15	16	17	18	19
20	21	22	23	24	25	26
27	28	29	30	31		

SEPTEMBER 2018

M	T	W	T	F	S	S
					1	2
3	4	5	6	7	8	9
10	11	12	13	14	15	16
17	18	19	20	21	22	23
24	25	26	27	28	29	30

OCTOBER 2018

M	T	W	T	F	S	S
1	2	3	4	5	6	7
8	9	10	11	12	13	14
15	16	17	18	19	20	21
22	23	24	25	26	27	28
29	30	31				

NOVEMBER 2018

M	T	W	T	F	S	S
			1	2	3	4
5	6	7	8	9	10	11
12	13	14	15	16	17	18
19	20	21	22	23	24	25
26	27	28	29	30		

DECEMBER 2018

M	T	W	T	F	S	S
					1	2
3	4	5	6	7	8	9
10	11	12	13	14	15	16
17	18	19	20	21	22	23
24	25	26	27	28	29	30
31						

JANUARY 2019

M	T	W	T	F	S	S
	1	2	3	4	5	6
7	8	9	10	11	12	13
14	15	16	17	18	19	20
21	22	23	24	25	26	27
28	29	30	31			

FEBRUARY 2019

M	T	W	T	F	S	S
				1	2	3
4	5	6	7	8	9	10
11	12	13	14	15	16	17
18	19	20	21	22	23	24
25	26	27	28			

MARCH 2019

M	T	W	T	F	S	S
				1	2	3
4	5	6	7	8	9	10
11	12	13	14	15	16	17
18	19	20	21	22	23	24
25	26	27	28	29	30	31

APRIL 2019

M	T	W	T	F	S	S
1	2	3	4	5	6	7
8	9	10	11	12	13	14
15	16	17	18	19	20	21
22	23	24	25	26	27	28
29	30					

MAY 2019

M	T	W	T	F	S	S
		1	2	3	4	5
6	7	8	9	10	11	12
13	14	15	16	17	18	19
20	21	22	23	24	25	26
27	28	29	30	31		

JUNE 2019

M	T	W	T	F	S	S
					1	2
3	4	5	6	7	8	9
10	11	12	13	14	15	16
17	18	19	20	21	22	23
24	25	26	27	28	29	30

HOW TO USE YOUR WASTE BIN CORRECTLY

You can reduce what goes into your waste bin by doing the following:

AVOID waste in the first place

- Refuse junk mail if you don't want to read it
- Share magazines and newspapers or access them online

REDUCE what you throw away

- Buy in bulk and buy products with minimal packaging
- Repair before replacing

REUSE materials in an innovative way

- Buy items in refillable containers
- Reuse containers for storing food, pens, buttons, screws etc

RECYCLE products to save natural resources

- Close the loop and buy recycled products
- Use your recycling bin or your local recycling depot.



WASTE

Your waste bin is the bin with the red lid and is collected weekly.

WHAT GOES IN THE WASTE BIN?

- Any remaining items that cannot be recycled or composted
- Plastic bags, garbage bags, non-recyclable plastic, cling wrap and food packaging (e.g. chip packets). Read more information about **RECYCLING SOFT PLASTICS** in the column on the far right.
- Crockery, broken glass, mirrors, etc
- Polystyrene foam
- Alkaline batteries
- Nappies
- Ropes and hoses.



WHAT DOES NOT GO IN THE WASTE BIN?

- Any liquid waste, building and construction waste (including rocks and earth)
- Hot ashes, hazardous or radioactive materials
- Flares, ammunition or explosives
- Medical waste
- Automobile parts
- Gas cylinders.



RECYCLE SOFT PLASTICS

Did you know that you can recycle soft plastic bags and packaging at Coles Supermarkets. The recycled materials are turned into outdoor furniture for Aussie primary schools and pre-schools.

The following soft plastics can be recycled:

- Shopping bags including reusable 'green' bags
- Fresh fruit / vegie bags and bread bags
- Biscuit and confectionery packaging
- Rice and pasta packets and frozen food bags
- Chocolate and sweet wrappers

Look out for the recycle bins in Coles stores and drop in your soft plastics. The most convenient stores are located at:

- 144-150 Prospect Rd, Prospect
- Northpark Shopping Centre
264 Main North Rd, Prospect

WHAT CAN I PUT IN MY RECYCLING BIN?



RECYCLING

Your recycling bin is the 240 litre bin with the yellow lid. Please check the bin collections section for your collection day. Collected: fortnightly on the days in yellow on the calendar



WHAT GOES IN THE RECYCLING BIN?

- Tins and cans (including aerosols)
- All glass bottles and jars (rinsed and with lids off)
- Paper and cardboard (newspapers, magazines, envelopes, junk mail, egg cartons, cardboard boxes – flattened)
- Liquid paperboard cartons (e.g. juice & milk cartons – rinsed)
- Aluminium and steel cans
- Clean plastic plant pots and seedling trays
- All rigid plastic containers (e.g. plastic drink bottles, detergent bottles, yoghurt, icecream and margarine containers – rinsed and lids off)
- Empty pizza boxes, rinsed takeaway coffee cups.



DO NOT

- Do not bundle newspaper or cardboard.
- Do not put your recycling in plastic bags.
- Do not mix recyclables e.g. putting cans in boxes.

RECYCLING TIPS

- Hard, rigid plastic lids can be collected in a plastic bottle (such as a milk bottle) and placed in the recycling bin with the lid off.
- Plastic which does not hold its shape, such as cling wrap, sweet packets etc cannot be placed in your recycling bin and must be put in the red lid bin or taken to any Coles supermarket and placed in their receptacle provided.
- Remove all lids from jars, bottles and plastic containers.
- Rinse containers as necessary - save water, use leftover dishwater.
- Place all recyclables loose into the bin.

WHAT CAN I PUT IN MY GREEN ORGANICS BIN?



ORGANIC BIN TIPS

- If it didn't grow, it doesn't go.
- Remember, your organic material is a valuable resource used to make compost and mulch, so do the right thing.
- Do not put materials in plastic bags or use bin liners.
- If you don't have grass or garden clippings, place newspaper in the bottom of the bin, it will prevent smelly residue build up from your food scraps.



GREEN ORGANICS

Your green organics bin is the 240 litre bin with the green lid. Please check the bin collections section for your collection day. Collected: fortnightly on the days in green on the calendar

WHAT GOES IN THE GREEN ORGANICS BIN?

- Lawn clippings
- Prunings and cuttings
- Bark, branches and twigs
- Weeds
- Seaweed
- Cut flowers
- Leaves
- Sweepings or
- Food scraps*.



* For more information on placing food scraps in your organics bin see Section 8.

WORM FARMS AND COMPOST BINS

Home composting and worm farming are excellent ways to reduce organic waste sent to landfill. It turns valuable organic material into nutrient rich soil and liquid fertilisers.

Worm farming and compost bins are available at the customer service counter at Council's Civic Centre at 128 Prospect Road, Prospect (Council discounts these items). If you have purchased one elsewhere, apply for a rebate from Council. Fill out the Incentive Scheme form on Council's website or from customer service, and provide proof of purchase.

For any further enquiries please contact Customer Service on 8269 5355, email admin@prospect.sa.gov.au or visit our website www.prospect.sa.gov.au

PROSPECT COMMUNITY GARDEN

- Uses a 'shared gardening' model
- Gardeners work together at set times
- Produce is shared
- Growing vegetables, herbs, fruit, vines, flowers
- Hosts sustainable gardening events and garden art workshops (details on Council's website)
- Has a children's garden area

Where Western side of Memorial Gardens, off Willcox Ave, Prospect (near tennis courts).

Open Tuesday & Saturday 9am -12pm

Who can be involved

- Prospect residents (novice to experienced)
- Attend regularly or only for special events
- Work to your own physical capability

For more information drop into a session.

FOOD SCRAPS GO IN YOUR GREEN ORGANICS BIN TOO

All your unused food and food scraps can be placed in the Green Organics Bin

Residents have been provided with a plastic food scraps basket (Kitchen Organics Basket) and are also provided with a roll of 150 compostable bags for the collection of food scraps, replenished in June each year. Once bags are full or every 2-3 days, place the compostable bags into the green lid organics bin for composting. Composting food scraps eliminates the production of methane, a potent greenhouse gas, which escapes into the atmosphere when organic matter is buried and then rots. Additional compost bags can be obtained by contacting Councils Waste Enquiry Line 1800 283 529. PLEASE only use the compostable bags provided by Council as these are made from corn starch and break down quickly in compost. Foodscraps can alternatively be wrapped in newspaper or placed directly into the green organics bin.



KITCHEN ORGANICS BASKET

Most things that once grew can be put in your organics bin for composting unless you already compost at home. Its contents will be collected and turned into compost.

ITEMS THAT CAN BE PLACED IN YOUR KITCHEN ORGANICS BASKET INCLUDE:

- Foods scraps, peels
- Cake, bread crusts
- Fruit, vegetables
- Teabags, coffee grounds
- Meat scraps, bones, seafood (cooked or raw)
- Egg, oyster shells
- Cheese, yoghurt
- Takeaway foods
- Shredded paper
- Tissues, paper towels or
- Hair.



ITEMS NOT TO BE PLACED IN YOUR KITCHEN ORGANICS BASKET INCLUDE:

- Plastic bags
- Cling wrap/oven bags
- Dishcloths/sponges
- Liquids
- Nappies
- Cigarette butts or ash
- Vacuum dust or
- Sharps.



FOOD SCRAPS TIPS

- Let hot food cool down before placing into the kitchen scraps basket.
- To avoid odours or liquid build up you can:
 - Remove bags and contents every 2-3 days and place in your organics bin.
 - Freeze meat and seafood scraps until your bin collection day.
- Food scraps may be placed directly in your organics bin or wrapped in newspaper prior to placing them in the bin.

HARD WASTE COLLECTION

Each household within the City of Prospect is eligible for three free hard waste collections per financial year.

All hard waste collections must be pre-arranged by calling the **Council's Waste Enquiry Line on 1800 283 529**. Please place all hard waste items neatly at the kerb the day/night before your pre-arranged pick-up. Items placed into plastic bags **will not** be collected.

BEFORE BOOKING A HARD WASTE COLLECTION

Consider selling your unwanted items online, host a garage sale, or simply give them to the local charity shop. From an environmental perspective, recycling your second-hand goods extends the life of the items, and avoids the need for more resources to go into the manufacture of a new product.

Local opportunity shops are:

RSPCA

180 Prospect Road, Prospect
Phone 8269 2366

St Vincent de Paul Family Centre

92a Prospect Road, Prospect
Phone 8269 5817



ITEMS ACCEPTED

- Domestic household items
- Used furniture and bedding
- White goods – fridges/freezers, washing machines, stoves, air conditioners and dryers (with lids and doors removed)
- Empty paint tins with lids removed
- Scrap metal and timber items
- Tools and gardening equipment
- Carpets and linoleum (rolled and tied with rope not wire)
- Pottery, crockery and wash basins
- General waste items able to be handled by two people



ITEMS NOT ACCEPTED

- E-waste (e.g. TVs, computers, radios, etc)
- Building materials (including bricks, concrete, asbestos, plasterboards, dirt or rocks)
- Batteries
- Car bodies, parts or tyres, large items of scrap metal
- Gas bottles or cans containing paint
- Green organics (including tree stumps and other organic material)
- Domestic waste (including bottles, cans or cardboard)
- Ammunition and explosives
- Oils or liquid waste
- Business waste
- Other hazardous waste items as defined under the Environment Protection Act

TRICKY WASTE

COMPACT FLUOROS

Dispose of all fluoro light types at:

Any Mitre 10, Banner or True Value hardware store.

Metro Waste

19 Murray Street, Thebarton

Phone 8443 8827

Charges Apply

CMA Ecocycle

16-20 Johansson Road, Wingfield

Phone 8262 4558

Charges Apply

E-WASTE

E-waste is banned from landfill in South Australia.

Prospect residents can recycle any electrical item free of charge at:

E-Cycle Recovery

12-14 Boulderstone Road, Gepps Cross

Phone 8262 4074

Beverley Waste and Recycling Centre

2-6 Toogood Avenue, Beverley

Phone 8408 1350

GAS BOTTLES

Dispose of gas bottles at:

Maxbilt Trading Centre

30 Beulah Road, Norwood

Phone 8363 1955

Charges Apply

BATTERIES

Dispose of batteries at:

Denron Metals

(Car batteries only)

22 West Thebarton Road, Thebarton

Phone 8352 8772

Paramount Browns

(Car batteries only)

99 Cavan Road, Cavan

Phone 8260 6333

Active Battery Discounters

(Car batteries only)

11 Capelli Road, Wingfield

Phone 8349 6624

HAZARDOUS WASTE

The Office of Green Industries SA provides a service for the collection of hazardous household wastes and farm chemicals at a depot located at the corner of Magazine Road and Henschke Street, Dry Creek.

The depot is open on the first Tuesday of every month (including public holidays) between 9am and 12pm.

No business/commercial wastes accepted.

✓ **The Household Hazardous Waste Depot **WILL** accept:**

- Pesticides/insecticides/herbicides
- Solvents e.g. thinners
- Acids/alkalis
- Paints/varnishes/stains (liquids only)
- Pool chemicals

✗ **The Household Hazardous Waste Depot **WILL NOT** accept:**

- Explosives, ammunition, boat flares (contact Local Police Station)
- Smoke detectors (these can be placed in your waste bin)
- Asbestos (contact EPA or SafeWork SA for further advice)



USEFUL CONTACTS

UNSURE ABOUT WHAT GOES IN WHICH BIN?

Check out the **RECYCLE RIGHT** online search engine that will provide details specific to your council. Visit www.recycleright.sa.gov.au

You can also find tips on what to do with items that cannot be placed in your kerbside bins, such as oils, e-waste, light globes and household chemicals. Some of these services are free.

This information calendar is printed on 100% recycled paper.

FOR ALL WASTE ENQUIRIES

Please call Council's Waste Enquiry Line on 1800 283 529



RECYCLE RIGHT
recycleright.sa.gov.au

